



GTI™ SE 130 / 170

More convenience and comfort for days of family fun.


KEY FEATURES

- Rotax® 1630 ACE™ – 130 / 170
- GTI™ Hull
- Tech Package: BRP Audio – Premium System and iDF – Intelligent Debris-Free System (optional)
- iBR® – Intelligent Brake & Reverse
- Variable Trim System (VTS™)
- Slow mode/speed regulator
- Boarding ladder
- Two color options



-  Coral Blast & Eclipse Black
-  NEW Ice Metal & Neon Mint

CAPACITY

Rider Capacity	
Weight Capacity	600 lb/272 kg
Fuel Capacity	15.9 US gal/60 L
Glove Box	2.3 US gal/8.8 L
Front Bin	38 US gal/144 L
Storage Capacity – Total	40.3 US gal/152.8 L

DIMENSIONS

Length (bumper to bumper)	130.6"/331.8 cm
Width	49.2"/125 cm
Height	44.8"/113.7 cm

HULL

Type	GTI™ Hull
Material	Polytec™ Gen 2

OTHER FEATURES

- Ergolock™ two-piece touring seat
- Seat strap
- RF D.E.S.S.™ key
- Large front storage
- Watertight phone compartment
- LinQ® attachment system
- Wide-angle mirrors
- Handle grips with palm rest
- Footwell carpets
- Large swim platform with carpet
- Tow hook

ROTAX® ENGINE

	1630 ACE™ – 130	1630 ACE™ – 170
Model	GTI SE 130	GTI SE 170
Horsepower	130 hp	170 hp
Intake System	Naturally aspirated	
Displacement	1,630 cc	
Cooling	Closed-Loop Cooling System (CLCS)	
Reverse System	Electronic iBR**	
Fuel Type	87 octane	
Throttle System	iTC™ (Intelligent Throttle Control)	
Exhaust System	D-Sea-Bel™ system	

GAUGE

Type of Gauge	4.5" digital display	
Main Functions	• Speedometer • RPM • Clock	• VTS™ • Vehicle hour
iTC System – Mode	• Sport mode • ECO® mode	• Slow mode • Speed regulator

WEIGHT

Dry Weight	739 lb/335 kg
------------	---------------

WARRANTY

BRP limited warranty covers the watercraft for one year.

*Electronic brake, neutral and reverse.





GTI™ SE 170

● NEW Ice Metal & Neon Mint



GTI™ SE 130

● NEW Coral Blast & Eclipse Black

FEATURE HIGHLIGHTS



BRP Audio – Premium System (Optional)
An industry-first manufacturer-installed truly waterproof Bluetooth[®] audio system.




Swim Platform with Integrated LinQ System
Exclusive quick-attach system on a large swim platform that allows for easy installation of accessories.



iDF – Intelligent Debris-Free Pump System (Optional)
An innovative, industry-first system that allows you to free your pump of weeds and debris with intuitive handlebar-activated controls.



Rotax® 1630 ACE™ – 130 / 170 Engines
Enjoy plenty of pep and great fuel economy with the 1630 ACE – 130 or opt for the 170 hp version, the most powerful naturally aspirated engine in the Sea-Doo® lineup.



GTI™ Hull
This moderate V-shaped hull guarantees a stable, enjoyable ride in variable water conditions. Confident, predictable handling but incredibly playful when you want it to be.



Boarding Ladder
Makes boarding from the water easier and quicker.